



- Slim fit
- Tear-away label
- Longer body length
- Side seamed
- Shoulder taping
- Solid Colors: 4.2-ounce, 100% Airlume combed and ring spun cotton, 32 singles
- Athletic Heather/Black Heather: 90/10 Airlume combed and ring spun cotton/poly
- Heather CVC Colors: 52/48 Airlume combed and ring spun cotton/poly

CARE INSTRUCTIONS

Machine wash warm, inside out, with like colors. Only non-chlorine bleach. Tumble dry low. Medium iron. Do not iron decoration. Do not dry clean.



front



back

HOW TO MEASURE


















BUST

Measure under the arm and around the fullest part of the bust with arms down, keeping tape horizontal.

SIZE CHART

	S	M	L	XL	2XL
Size	6-8	8-10	10-12	14-18	20-22
Bust	30-32	32-33 1/2	33 1/2- 35 1/2	35 1/2- 37 1/2	37 1/2- 39 1/2

COLOR INFORMATION

 Asphalt PMS BLACK 7U	 Athletic Heather PMS 428U	 Berry PMS 233CP	 Black PMS Black C	 Black Heather PMS BLACK 7CP	 Dark Grey Heather PMS 426C	 Deep Heather PMS 2333CP	 Heather Navy PMS 2379C	 Maroon PMS 7643C	 Navy PMS 533C	 Red PMS 200C
 Silver PMS 420C	 Team Purple PMS 2695C	 True Royal PMS 7684CP	 White PMS White C							